













# Powersport - Battery Specification Charts


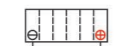






	Battery Type: <b>MBT6N4</b>
	Voltage: 6V
	Capacity (10HR): 4Ah
	Weight: 0.73kg / 1.61lbs
	Dimensions (in / mm)
	L: 2.80(71) W: 2.80(71) H: 3.80(96)
	Assembly Figure 
	Terminal Locations: 2
	Terminal: 2, (Wires)
	Terminal Cable Adaptors: MP6NC3, MP6NC4, MP6NC7, MP6NC8, MP6NC9, MP6NC10, MP6NC11, MP6NC12
	Screws: NA
	Allen Wrench: NA
	Terminal Caps: NA
	Spacer: None
	




	Battery Type: <b>MBT6N6</b>
	Voltage: 6V
	Capacity (10HR): 6Ah
	Weight: 1.05kg / 2.31lbs
	Dimensions (in / mm)
	L: 3.82(97) W: 2.20(56) H: 4.37(111)
	Assembly Figure 
	Terminal Locations: 2
	Terminal: 2, (Wires)
	Terminal Cable Adaptors: MP6NC4, MP6NC5, MP6NC9, MP6NC10, MP6NC12, MP6NC16
	




	Battery Type: <b>MB5.5U</b>
	Voltage: 12V CCA: 90
	Capacity (10HR): 7Ah
	Weight: 2.48kg / 5.47lbs
	Dimensions (in / mm)
	L: 5.31(135) W: 2.36(60) H: 5.12(130)
	Assembly Figure 
	Terminal Locations: 4
	Terminals: 4, M5x2.5 (Part #MPT1)
	Screws: 4, M5X7 (Part# MPS1-2)
	Allen Wrench: 1, 3x3 (Part#MPAK1)
	Terminal Caps: 4, 11x5.5 (Part# MPC1)
	Spacer: None
	




	Battery Type: <b>MB7U</b>
	Voltage: 12V CCA: 100
	Capacity (10HR): 6.5Ah
	Weight: 2.40kg / 5.29lbs
	Dimensions (in / mm)
	L: 5.94(151) W: 2.56(65) H: 3.70(94)
	Assembly Figure 
	Terminal Locations: 2
	Terminals: 2, Fixed
	Screws: 2, M5X7 (Part# MPS1-2)
	Block Nut: 2, M5 (Part#MPN1)
	Terminal Caps: 2, 11x5.5 (Part#MPC1)
	Spacer: None
	




	Battery Type: <b>MB2.5U</b>
	Voltage: 12V
	Capacity (10HR): 2.5Ah
	Weight: 1.18kg / 2.60lbs
	Dimensions (in / mm)
	L: 3.15(80) W: 2.76(70) H: 4.13(105)
	Assembly Figure 
	Terminal Locations: 2
	Terminal: 2, (Wires)
	Screws: NA
	Terminal Caps: NA
	Spacer: None
	




	Battery Type: <b>MB3U</b>
	Voltage: 12V CCA: 50
	Capacity (10HR): 3.8Ah
	Weight: 1.34kg / 2.95lbs
	Dimensions (in / mm)
	L: 3.86(98) W: 2.20(56) H: 4.33(110)
	Assembly Figure 
	Terminal Locations: 2
	Terminals: 2, 10X15 (Threaded Flag)
	Screws: 2, M5X7 (Part#MPS1-2)
	Allen Wrench: 1, 3x3 (Part#MPAK1)
	Terminal Caps: NA
	Spacer: None
	




	Battery Type: <b>MBT2.7S</b>
	Voltage: 12V CCA: 100
	Capacity (10HR): 6.5Ah
	Weight: 2.10kg / 4.63lbs
	Dimensions (in / mm)
	L: 4.49(114) W: 2.76(70) H: 4.21(107)
	Assembly Figure 
	Terminal Locations: 2
	Terminals: 2, Fixed
	Screws: 2, M5X7 (Part# MPS1-2)
	Block Nut: 2, M5 (Part#MPN1)
	Terminal Caps: 2, 11x5.5 (Part#MPC1)
	Spacer: None
	


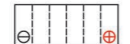

	Battery Type: <b>MBTX7U</b>
	Voltage: 12V CCA: 115
	Capacity (10HR): 8Ah
	Weight: 2.60kg / 5.73lbs
	Dimensions (in / mm)
	L: 4.49(114) W: 2.76(70) H: 5.04(128)
	Assembly Figure 
	Terminal Locations: 2
	Terminals: 2, Fixed
	Screws: 2, M5X7 (Part# MPS1-2)
	Block Nut: 2, M5 (Part#MPN1)
	Terminal Caps: 2, 11x5.5 (Part#MPC1)
	Spacer: None
	


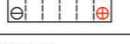

	Battery Type: <b>MBT4BB</b>
	Voltage: 12V CCA: 40
	Capacity (10HR): 2.5Ah
	Weight: 1.05kg / 2.31lbs
	Dimensions (in / mm)
	L: 4.45(113) W: 1.50(38) H: 3.43(87)
	Assembly Figure 
	Terminal Locations: 2
	Terminals: 2, (Spade)
	Screws: NA
	Allen Wrench: NA
	Spacer: None
	




	Battery Type: <b>MT4R</b>
	Voltage: 12V CCA: 45
	Capacity (10HR): 2.5Ah
	Weight: 1.15kg / 2.54lbs
	Dimensions (in / mm)
	L: 4.49(114) W: 1.93(49) H: 3.39(86)
	Assembly Figure 
	Terminal Locations: 2
	Terminals: 2, (Spade)
	Screws: NA
	Allen Wrench: NA
	Terminal Caps: NA
	Spacer: None
	




	Battery Type: <b>MBTX7ABS</b>
	Voltage: 12V CCA: 105
	Capacity (10HR): 7Ah
	Weight: 2.44kg / 5.37lbs
	Dimensions (in / mm)
	L: 5.94(151) W: 3.43(87) H: 3.74(95)
	Assembly Figure 
	Terminal Locations: 2
	Terminals: 2, M6
	Screws: 2, M6X12
	Allen Wrench: None
	Terminal Caps: None
	Spacer: None
	


	Battery Type: <b>MB7BB</b>
	Voltage: 12V CCA: 150
	Capacity (10HR): 9Ah
	Weight: 3.00kg / 6.61lbs
	Dimensions (in / mm)
	L: 5.91(150) W: 2.36(60) H: 5.12(130)
	Assembly Figure 
	Terminal Locations: 4
	Terminals: 4, M5x2.5 (Part#MPT1)
	Screws: 4, M5X7 (Part# MPS1-2)
	Allen wrench: 1, 3x3 (Part#MPAK1)
	Terminal Caps: 4, 11x5.5 (Part#MPC1)
	Spacer: None
	


	Battery Type: <b>MBTX4U</b>
	Voltage: 12V CCA: 70
	Capacity (10HR): 4.7Ah
	Weight: 1.57kg / 3.46lbs
	Dimensions (in / mm)
	L: 4.49(114) W: 2.76(70) H: 3.43(87)
	Assembly Figure 
	Terminal Locations: 2
	Terminals: 2, Fixed
	Screws: 2, M5X7 (Part# MPS1-2)
	Block Nut: 2, M5 (Part#MPN1)
	Terminal Caps: 2, 11x5.5 (Part#MPC1)
	



	Battery Type: <b>MB5U</b>
	Voltage: 12V CCA: 90
	Capacity (10HR): 7Ah
	Weight: 2.30kg / 5.07lbs
	Dimensions (in / mm)
	L: 4.72(120) W: 2.36(60) H: 5.12(130)
	Assembly Figure 
	Terminal Locations: 4
	Terminals: 4, M5x2.5 (Part #MPT1)
	Screws: 4, M5X7 (Part# MPS1-2)
	Allen Wrench: 1, 3x3 (Part#MPAK1)
	Terminal Caps: 4, 11x5.5 (Part# MPC1)
	Spacer: None
	


	Battery Type: <b>MBT9B4</b>
	Voltage: 12V CCA: 115
	Capacity (10HR): 9Ah
	Weight: 2.82kg / 6.22lbs
	Dimensions (in / mm)
	L: 5.91(150) W: 2.76(70) H: 4.13(105)
	Assembly Figure 
	Terminal Locations: 2
	Terminals: 2, Fixed
	Screws: 2, M6X7 (Part# MPS2-2)
	Block Nut: 2, M6 (Part#MPN2)
	Terminal Caps: 2, 12x5.5 (Part#MPC2)
	Spacer: None
	



	Battery Type: <b>MBTX9U</b>
	Voltage: 12V CCA: 160
	Capacity (10HR): 10.5Ah
	Weight: 3.40kg / 7.50lbs
	Dimensions (in / mm)
	L: 5.94(151) W: 3.43(87) H: 4.13(105) TH: 4.34(110)
	Assembly Figure 
	Terminal Locations: 4
	Terminals: 4, M6x2.5 (Part#MPT2)
	Screws: 4, M6X7 (Part# MPS2-2)
	Allen Wrench: 1, 4x4 (Part#MPAK2)
	Terminal Caps: 4, 12x5.5 (Part#MPC2)
	Spacer: 1, 5mm Bottom (Part#MPBS1)
	







Battery Type: <b>MB9U</b>
Voltage: 12V CCA: 140
Capacity (10HR): 11Ah
Weight: 3.35kg / 7.39lbs
Dimensions (in / mm) L: 5.35(136) W: 2.99(76) H: 5.24(133) TH1: 5.48(139) TH2: 6.1(154)
Assembly Figure Terminal Locations: 4 
Terminals: 4, M6x2.5 (Part#MPT2)
Screws: 4, M6X7 (Part# MPS2-2)
Allen Wrench: 1, 4x4 (Part#MPAK2)
Terminal Caps: 4, 12x5.5 (Part#MPC2)
Spacers: 2, Bottom (Part# MPBS2) Spacer 1 = 6mm, Spacer 2 =15mm, Total = 21mm







Battery Type: <b>MBT210S</b>
Voltage: 12V CCA: 190
Capacity (10HR): 8.6Ah
Weight: 2.90kg / 6.39lbs
Dimensions (in / mm) L: 5.94(151) W: 3.43(87) H: 3.74(95)
Assembly Figure Terminal Locations: 4 
Terminals: 4, M6x2.5 (Part#MPT2)
Screws: 4, M6X7 (Part# MPS2-2)
Allen Wrench: 1, 4x4 (Part#MPAK2)
Terminal Caps: 4, 12x5.5 (Part#MPC2)
Spacer: None







Battery Type: <b>MBTX14AU</b>
Voltage: 12V CCA: 210
Capacity (10HR): 16.5Ah
Weight: 5.4kg / 11.9lbs
Dimensions (in / mm) L: 5.31(135) W: 3.54(90) H: 6.61(168) TH: 6.93(176)
Assembly Figure Terminal Locations: 4 
Terminals: 4, M6x2.5 (Part#MPT2)
Screws: 4, M6x7 (Part# MPS2-2)
Allen Wrench: 1, 4x4 (Part#MPAK2)
Terminal Caps: 4, 12x5.5 (Part#MPC2)
Spacer: 1, 8mm Bottom (Part#MPBS6)







Battery Type: <b>MBY216H</b>
Voltage: 12V CCA: 240
Capacity (10HR): 16.5Ah
Weight: 5.05kg / 11.13lbs
Dimensions (in / mm) L: 5.94(151) W: 3.42(87) H: 5.70(145)
Assembly Figure Terminal Locations: 4 
Terminals: 4, M6X2.5(Part#MPT2)
Screws: 4, M6x7 (Part#MPS2-2)
Allen Wrench: 1, 4x4 (Part#MPAK2)
Terminal Caps: 4,12X5.5(Part#MPC2)
Spacer: None







Battery Type: <b>MB10U</b>
Voltage: 12V CCA: 175
Capacity (10HR): 14.5Ah
Weight: 4.30kg / 9.48lbs
Dimensions (in / mm) L: 5.31(135) W: 3.54(90) H: 5.75(146) TH: 6.10(155)
Assembly Figure Terminal Locations: 4 
Terminals: 4, M6x2.5 (Part#MPT2)
Screws: 4, M6X7 (Part# MPS2-2)
Allen Wrench: 1, 4x4 (Part#MPAK2)
Terminal Caps: 4, 12x5.5 (Part#MPC2)
Spacer: 1, 9mm Bottom (Part#MPBS3)







Battery Type: <b>MBTX12U</b>
Voltage: 12V CCA: 200
Capacity (10HR): 14Ah
Weight: 4.40kg /9.7lbs
Dimensions (in / mm) L: 5.94(151) W: 3.43(87) H: 5.12(130) TH1: 5.31(135) TH2: 5.71(145)
Assembly Figure Terminal Locations: 4 
Terminals: 4, M6x2.5 (Part#MPT2)
Screws: 4, M6x7 (Part# MPS2-2)
Allen Wrench: 1, 4x4 (Part#MPAK2)
Terminal Caps: 4, 12x5.5 (Part#MPC2)
Spacers: 2, Bottom (Part: MPBS4) Spacer 1 = 5mm, Spacer 2 =10mm Total = 15mm







Battery Type: <b>MBY216HD</b>
Voltage: 12V CCA: 240
Capacity (10HR): 16.5Ah
Weight: 5.05kg / 11.13lbs
Dimensions (in / mm) L: 5.94(151) W: 3.42(87) H: 5.70(145)
Assembly Figure Terminal Locations: 4 
Terminals: 4, M6X2.5(Part#MPT2&MPT3/20)
Screws: 4, M6x7 (Part#MPS2-2)
Allen Wrench: 1, 4x4 (Part#MPAK2)
Terminal Caps: 4,12X5.5(Part#MPC2)
Spacer: None







Battery Type: <b>MB16A</b>
Voltage: 12V CCA: 200
Capacity (10HR): 19Ah
Weight: 5.47kg / 12.1lbs
Dimensions (in / mm) L: 5.94(151) W: 3.58(91) H: 7.13(181)
Assembly Figure Terminal Locations: 2 
Terminals: 4, M6x2.5 (Part#MPT2)
Screws: 4, M6x7 (Part# MPS2-2)
Allen Wrench: 1, 4x4 (Part#MPAK2)
Terminal Caps: 2, 12x5.5 (Part#MPC2)
Spacer: None







Battery Type: <b>MB12U</b>
Voltage: 12V CCA: 160
Capacity (10HR): 15Ah
Weight: 4.40kg / 9.7lbs
Dimensions (in / mm) L: 5.28(134) W: 3.15(80) H: 6.34(161) TH: 6.89(175)
Assembly Figure Terminal Locations: 4 
Terminals: 4, M6x2.5 (Part#MPT2)
Screws: 4, M6X7 (Part# MPS2-2)
Allen Wrench: 1, 4x4 (Part#MPAK2)
Terminal Caps: 4, 12x5.5 (Part#MPC2)
Spacer: 1, 14mm Bottom (Part#MPBS5)







Battery Type: <b>MBT12B4</b>
Voltage: 12V CCA: 150
Capacity (10HR): 11Ah
Weight: 3.52kg / 7.76lbs
Dimensions (in / mm) L: 5.91(150) W: 2.76(70) H: 5.12(130)
Assembly Figure Terminal Locations: 2 
Terminals: 2, Fixed
Screws: 2, M6x7 (Part# MPS2-2)
Block Nut: 2,M6 (Part#MPN2)
Terminal Caps: 2, 12x5.5 (Part#MPC2)







Battery Type: <b>MBTX16U</b>
Voltage: 12V CCA: 250
Capacity (10HR): 19Ah
Weight: 5.65kg / 12.5lbs
Dimensions (in / mm) L: 5.94(151) W: 3.43(87) H: 6.34(161)
Assembly Figure Terminal Locations: 4 
Terminals: 4, M6x2.5 (Part#MPT2)
Screws: 4, M6x7 (Part# MPS2-2)
Allen Wrench: 1, 4x4 (Part#MPAK2)
Terminal Caps: 4, 12x5.5 (Part#MPC2)
Spacer: None







Battery Type: <b>MB16U</b>
Voltage: 12V CCA: 240
Capacity (10HR): 20Ah
Weight: 5.90kg / 13.0lbs
Dimensions (in / mm) L: 6.30(160) W: 3.54(90) H: 6.34(161)
Assembly Figure Terminal Locations: 4 
Terminals: 4, M6x2.5 (Part#MPT2)
Screws: 4, M6x7 (Part# MPS2-2)
Allen Wrench: 1, 4x4 (Part#MPAK2)
Terminal Caps: 4, 12x5.5 (Part#MPC2)
Spacer: None







Battery Type: <b>MBT14B4</b>
Voltage: 12V CCA: 175
Capacity (10HR): 13Ah
Weight: 4.10kg / 9.04lbs
Dimensions (in / mm) L: 5.91(150) W: 2.76(70) H: 5.71(145)
Assembly Figure Terminal Locations: 2 
Terminals: 2, Fixed
Screws: 2, M6x7 (Part# MPS2-2)
Block Nut: 2,M6 (Part#MPN2)
Terminal Caps: 2, 12x5.5 (Part#MPC2)
Spacer: None






Battery Type: <b>MBT214S</b>
Voltage: 12V CCA: 190
Capacity (10HR): 11.2Ah
Weight: 3.50kg / 7.74lbs
Dimensions (in / mm) L:5.94(151) W:3.42(87) H:4.33(110)
Assembly Figure Terminal Locations: 
Terminals: 4, M6x2.5 (Part#MPT2)
Screws: 4,M6X7 (Part# MPS2-2)
Allen Wrench: 1, 4x4 (Part#MPAK2)
Terminal Caps: 4, 12x5.5 (Part#MPC2)
Spacer: None

Battery Type: <b>MB16AU</b>
Voltage: 12V CCA: 230
Capacity (10HR): 20.5Ah
Weight: 6.25kg / 13.78lbs
Dimensions (in / mm) L: 8.15(207) W: 2.83(72) H: 6.46(164)
Assembly Figure Terminal Locations: 2 
Terminals: 4, M6x2.5 (Part#MPT2)
Screws: 4, M6x7 (Part# MPS2-2)
Allen Wrench: 1, 4x4 (Part#MPAK2)
Terminal Caps: 2, 12x5.5 (Part#MPC2)
Spacer: None








Battery Type: <b>MB18U</b>
Voltage: 12V CCA: 280
Capacity (10HR): 22.5Ah
Weight: 6.80kg / 14.99lbs
Dimensions (in / mm) L: 7.09(180) W: 3.54(90) H: 6.38(162)
Assembly Figure Terminal Locations: 4 
Terminals: 4, M6x2.5 (Part#MPT2)
Screws: 4, M6x7 (Part# MPS2-2)
Allen Wrench: 1, 4x4 (Part#MPAK2)
Terminal Caps: 4, 12x5.5 (Part#MPC2)
Spacer: None


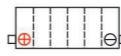




# Powersport - Battery Specification Charts


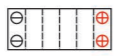




	Battery Type: <b>MB51814</b>
	Voltage: 12V CCA: 220
	Capacity (10HR): 22Ah
	Weight: 6.75kg / 14.88lbs
	Dimensions (in / mm) L: 7.2(183) W: 3.15(80) H: 6.69(170)
	Assembly Figure Terminal Locations: 4 
	Terminals: 4, M6x2.5 (Part#MPT3/20)
	Screws: 4, M6x7 (Part# MPS2-2)
	Allen Wrench: 1, 4x4 (Part#MPAK2)
	Terminal Caps: 4, 12x5.5 (Part#MPC2)
	Spacer: None


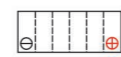
	Battery Type: <b>MBTX20U</b>
	Voltage: 12V CCA: 310
	Capacity (10HR): 21Ah
	Weight: 6.50kg / 14.33lbs
	Dimensions (in / mm) L: 6.89(175) W: 3.43(87) H: 6.10(155) TW: 3.94(100) TH: 6.89(175)
	Assembly Figure Terminal Locations: 4 
	Terminals: 4, M6x2.5 (Part#MPT2)
	Screws: 4, M6x7 (Part# MPS2-2)
	Allen Wrench: 1, 4x4 (Part#MPAK2)
	Terminal Caps: 4, 12x5.5 (Part#MPC2)
	Spacers: 2, 20mm Bottom (Part# MPBS7), 13mm Back (Part# MPSS)


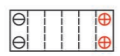
	Battery Type: <b>MBHD12H</b>
	Voltage: 12V CCA: 390
	Capacity (10HR): 33Ah
	Weight: 10.8kg / 23.81lbs
	Dimensions (in / mm) L: 7.87(200) W: 5.12(130) H: 6.42(163)
	Assembly Figure Terminal Locations: 2 
	Terminals: 4, 14x2.5 (Threaded Flag)
	Screws: 4, M6x7 (Part# MPS2-2)
	Allen Wrench: 1, 4x4 (Part#MPAK2)
	Terminal Caps: NA
	Spacer: None


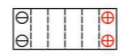
	Battery Type: <b>MBU1-35</b>
	Voltage: 12V CCA: 420
	Capacity (10HR): 35Ah
	Weight: 10.5kg / 23.16lbs
	Dimensions (in / mm) L: 7.67(195) W: 5.16(130) H: 7.13(179)
	Assembly Figure Terminal Locations: 2 
	Terminals: 2, 16x16 (Flag)
	Screws: 2, M6x7 (Part# MPS2-2)
	Allen Wrench: NA
	Terminal Caps: NA
	Spacer: None

	Battery Type: <b>MBTX20UHD</b>
	Voltage: 12V CCA: 310
	Capacity (10HR): 21Ah
	Weight: 6.50kg / 14.33lbs
	Dimensions (in / mm) L: 6.89(175) W: 3.43(87) H: 6.10(155) TW: 3.94(100) TH: 6.89(175)
	Assembly Figure Terminal Locations: 4 
	Terminals: 4, M6x2.5 (Part#MPT2 and #MPT3/20)
	Screws: 4, M6x7 (Part# MPS2-2)
	Allen Wrench: 1, 4x4 (Part#MPAK2)
	Terminal Caps: 4, 12x5.5 (Part# MPC2)
	Spacers: 2, 20mm Bottom (Part# MPBS7), 13mm Back (Part# MPSS)

	Battery Type: <b>MBTX24U</b>
	Voltage: 12V CCA: 300
	Capacity (10HR): 25Ah
	Weight: 7.45kg / 16.42lbs
	Dimensions (in / mm) L: 8.07(205) W: 3.43(87) H: 6.38(162) TH: 6.93(176)
	Assembly Figure Terminal Locations: 4 
	Terminals: 4, M6x2.5 (Part#MPT3/20)
	Screws: 4, M6x7 (Part# MPS2-2)
	Allen Wrench: 1, 4x4 (Part#MPAK2)
	Terminal Caps: 4, 12x5.5 (Part# MPC2)
	Spacer: 1 14mm Bottom (Part#MPBS8)

	Battery Type: <b>MBU1R-35</b>
	Voltage: 12V CCA: 420
	Capacity (10HR): 35Ah
	Weight: 10.5kg / 23.16lbs
	Dimensions (in / mm) L: 7.67(195) W: 5.16(130) H: 7.13(179)
	Assembly Figure Terminal Locations: 2 
	Terminals: 2, 16x16 (Threaded Flag)
	Screws: 2, M8x20 (Part# MPS2-2)
	Allen Wrench and Terminal Caps: NA
	Spacer: None

	Battery Type: <b>MBTX30U</b>
	Voltage: 12V CCA: 390
	Capacity (10HR): 32Ah
	Weight: 10.20kg / 22.48lbs
	Dimensions (in / mm) L: 6.54(166) W: 4.96(126) H: 6.89(175) TH: 7.56(192)
	Assembly Figure Terminal Locations: 4 
	Terminals: 4, M6x2.5 (Part#MPT3/30)
	Screws: 4, M6x7 (Part# MPS2-2)
	Allen Wrench: 1, 4x4 (Part#MPAK2)
	Terminal Caps: 4, 12x5.5 (Part# MPC2)
	Spacers: 17mm Bottom (Part#MPC2), 2 Square Top Corners (Part#MPSC)

	Battery Type: <b>MBTX30UHD</b>
	Voltage: 12V CCA: 390
	Capacity (10HR): 32Ah
	Weight: 10.20kg / 22.48lbs
	Dimensions (in / mm) L: 6.54(166) W: 4.96(126) H: 6.89(175) TH: 7.56(192)
	Assembly Figure Terminal Locations: 4 
	Terminals: 4, M6x2.5 (Part#MPT3/30)
	Screws: 4, M6x7 (Part# MPS2-2)
	Allen Wrench: 1, 4x4 (Part#MPAK2)
	Terminal Caps: 4, 12x5.5 (Part# MPC2)
	Spacers: 17mm Bottom (Part#MPC2), 2 Square Top Corners (Part#MPSC)